



District Report Card: 2017


State: Arunachal Pradesh	District: West Siang
Class: 3	Subject: Language
Schools: 61	Students: 732


Participation/Coverage


Students

<div>GENDER</div> <div></div>	Boys		Girls	
	Number	%	Number	%
	356	48.63	376	51.37

<div>AREA</div> <div></div>	Rural		Urban	
	Number	%	Number	%
	590	80.60	142	19.40

<div>CATEGORY</div> <div></div>	SC		ST		OBC		GEN	
	Number	%	Number	%	Number	%	Number	%
	25	3.42	534	72.95	4	0.55	169	23.09

<div>CWSN</div> <div></div>	LD	VI	HI	S&LD	ID	Oth
	1	0	0	2	0	8

<div>Management</div> <div></div>	Government		Government-aided	
	Number	%	Number	%
	622	84.97	110	15.03

Average Performance of Students in Language (%)

Overall	Gender		Area		Management		Social Group			
	Male	Female	Rural	Urban	Govt.	Aided	SC	ST	OBC	GEN
62.95	61.72	64.11	63.16	62.07	62.53	65.33	38.13	63.76	63.33	64.06

Performance on Learning Outcomes (LOs)

Learning Outcomes	Description	Average Performance(%)
L304	Reads small texts with comprehension i.e., identifies main ideas, details, sequence and draws conclusions	64.64
L312	Reads printed scripts on the classroom walls: poems, posters, charts etc.	59.56

Range of Performance of Students who Answered Correctly							
Below 30%		30% - 50%		50% - 75%		Above 75%	
Number	%	Number	%	Number	%	Number	%
78	10.66	170	23.22	217	29.64	267	36.48

Lowest Performing Learning Outcomes (LOs)

1 - Reads printed scripts on the classroom walls: poems, posters, charts etc. (59.56)

2 - Reads small texts with comprehension i.e., identifies main ideas, details, sequence and draws conclusions (64.64)